










Temperature Sensor/Fan Controller Ancillary Kit		
Designator	Description	Image
M_M_Jumper	5.9-inch, male-to-male, multicolor jumper (5-piece set)	
M_F_Jumper	5.9-inch, male-to-female, multicolor jumper (5-piece set)	
F_F_Jumper	5.9-inch, female-to-female, multicolor jumper (5-piece set)	
22_AWG_HUW	1.0 ft. sections of red, black, gray, and green 22 AWG solid hookup wire (4-piece set)	
Shunt_w_Handle (4 pieces)	Shunt (shorting jumper) with handle (4 pieces)	
Small_BB_R, Small_BB_Y, Small_BB_B, or Small_BB_G	1.9" x 1.4" section of breadboard (red, yellow, blue, or green)	
12VDC_Fan	1.5" x 1.26" x 1.1" 12VDC Brushless Axial Fan (250mA, 10,000 RPM, 12.44 CFM)	
4_40_0.75_Standoff_AI	#4-40, 0.750-inch aluminum, hex standoff (4 pieces)	
4_40_0.25_PH_Screw	#4-40, 0.25-inch, pan head screw (4 pieces)	
4_Nylon_Washer	#4 nylon washer (4pieces)	