














Flasher/Audio Alert Board Kit 1/8W 5% Carbon Film Resistors

| Designator | Value | Color Bands | |
|------------|-------|-----------------------------|---|
| R1 | 15KΩ | Brown, green, orange, gold |  |
| R2 | 330Ω | Orange, orange, brown, gold |  |
| R3 | 6.8KΩ | Blue, gray, red, gold |  |
| R5 | 1.0KΩ | Brown, black, red, gold |  |
| R6 | 27KΩ | red, violet, black, gold |  |
| R7 | 15KΩ | Brown, green, orange, gold |  |
| R8 | 270Ω | red, violet, brown, gold |  |

Flasher/Audio Alert Board Kit Component Identification

| Designator | Description | Image |
|---------------------|--|--|
| PCMFAA052618 | 2.3" x 1.3" (58.4mm x 32.0mm) two-layer FR-4 Epoxy Glass PCB |  |
| C1 | 47uF 10V 20% organic polymer | <p>Top Marking: A4DF 47 10V</p>  <p>Blue band indicating side with negative lead.</p> |
| C2 | 0.01uF 50V COG 5% MLCC |  <p>Marking =103</p> |
| J1 | 3p 0.1" right angle header |  |
| LED1 | 5mm 82mcd 635nm LED |  |
| Q1 | npn small signal transistor |  <p>Marking: MPS A20</p> |

| | | |
|----------------------------|---|--|
| PIEZO1 | 4kHz 78dBA piezo transducer |  |
| SW1 | SPDT slide switch |  |
| R4 | 20Kohm 1/2W 10% single-turn trimmer |  |
| TP1 | 4p 0.1" pin strip header |  |
| U1 | Dual general-purpose timer |  |
| DIP1 | 14p dual leaf DIP socket |  |
| PRESSON_Flash_Drive | 4GB Flash Drive containing most recent PRESSON courseware, user's guides, and documentation |  |